断面配筋図

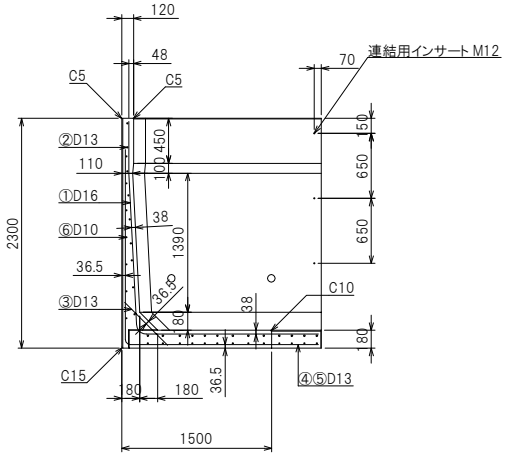

たて壁配筋図

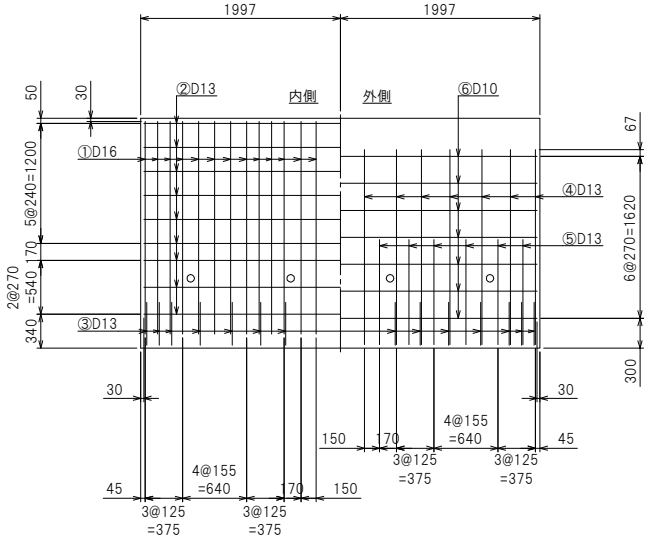

正面構造図

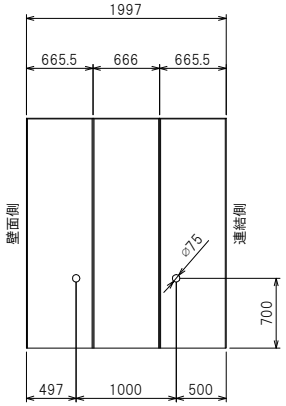

鉄筋加工図

①D16 L=3437～3922 n=26

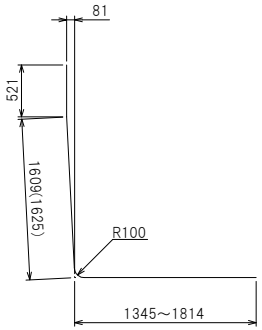

②D13 L=1915 n=18



③D13 L=606 n=14

④D13 L=3377～3859 n=14

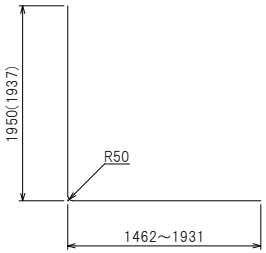

⑤D13 L=2608～2960 n=12

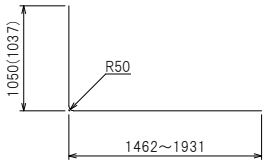

⑥D10 L=1915 n=14

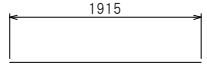

平面構造図

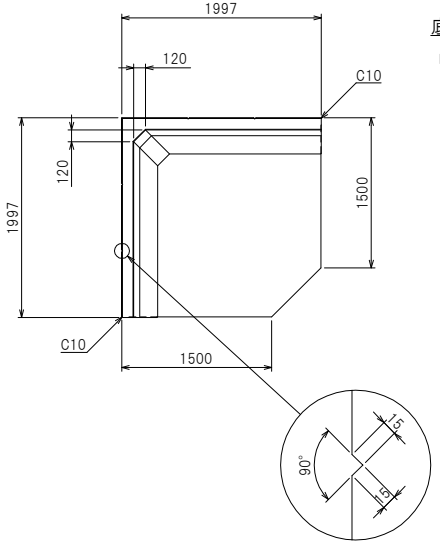

拡大図

底版配筋図

内側

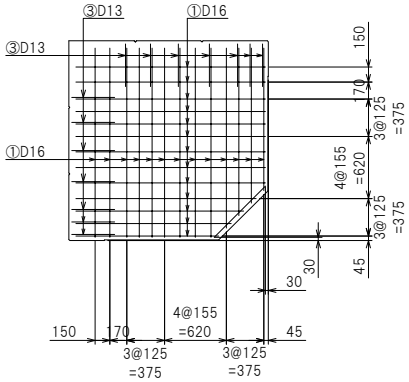

外側

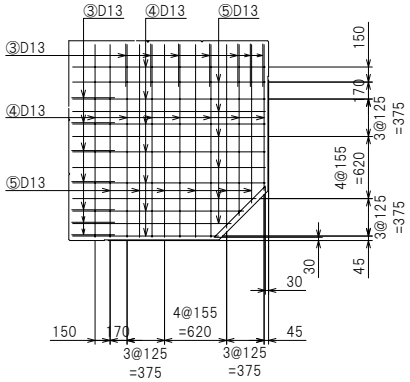

内側コーナー部補強筋
D13 L=1120 n=9

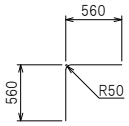

外側コーナー部補強筋
D10 L=1120 n=7

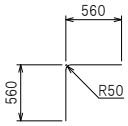

底版先端内側補強筋
D16 L=724 n=1

底版先端外側補強筋
D13 L=724 n=1

図面作成日：30. 3. 7

製品名	KCウォールⅡ型(90° コーナー)
サイズ	H=2300
参考重量	4821 kg
栗本建材株式会社 クリモトコンクリート	