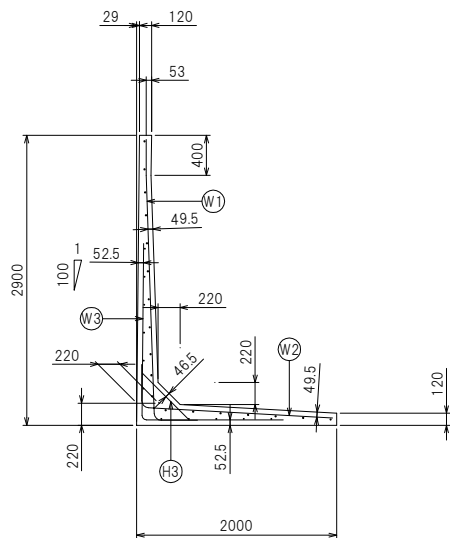
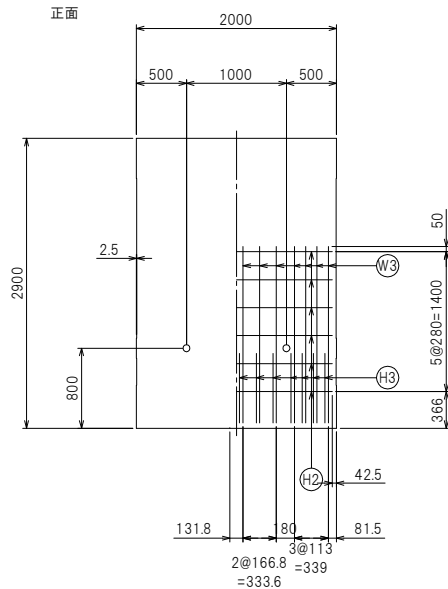


断面配筋図

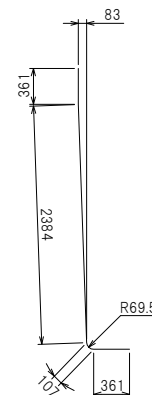


たて壁配筋図

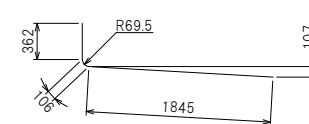


鉄筋加工図

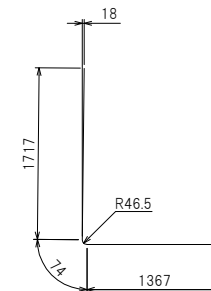
Ⓜ1 D19 L=3213 n=14



Ⓜ2 D19 L=2313 n=14



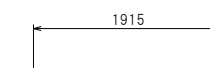
Ⓜ3 D13 L=3158 n=14



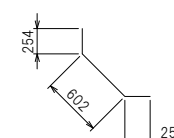
Ⓜ4 D19 L=320 n=6



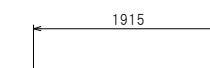
Ⓜ1 D13 L=1915 n=18



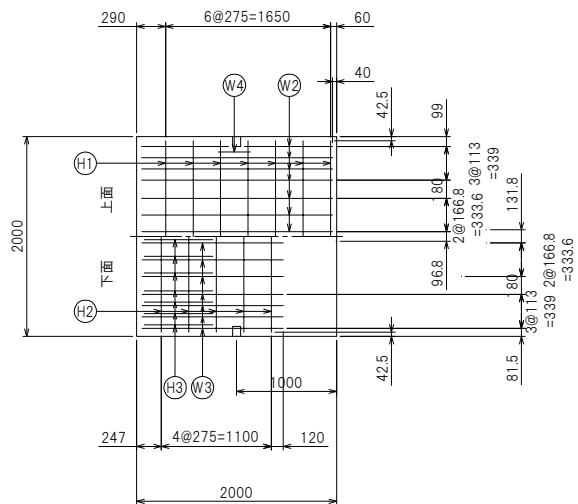
Ⓜ3 D13 L=1110 n=14



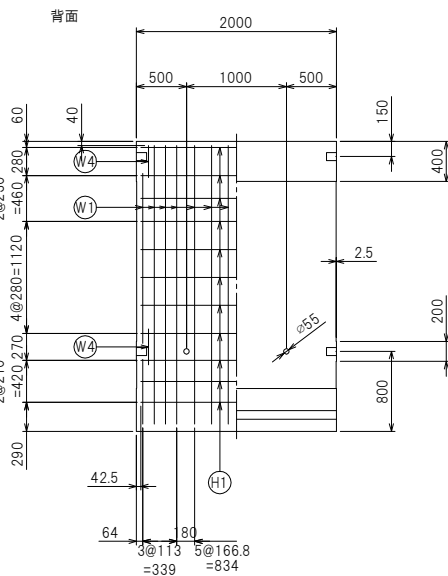
Ⓜ2 D10 L=1915 n=11



底板配筋図



たて壁配筋図



製品名	FLウォール
サイズ	2900×2000
参考重量	3890 kg
栗本建材株式会社 クリモコンクリート	