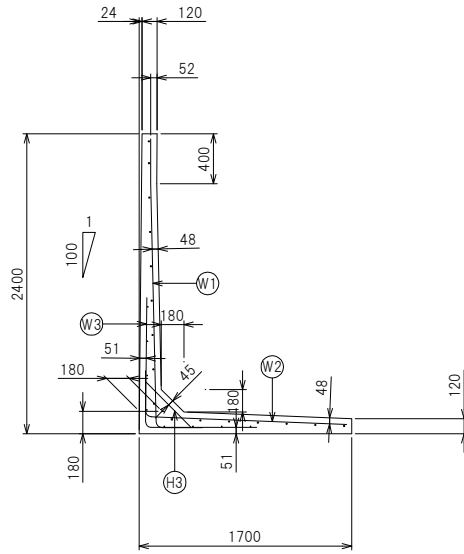
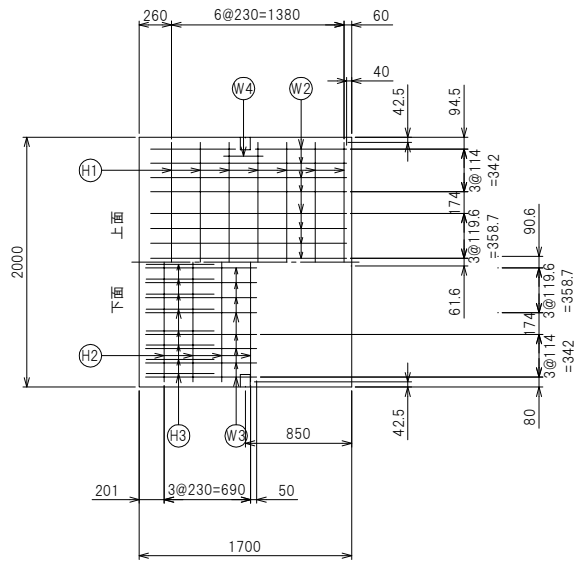


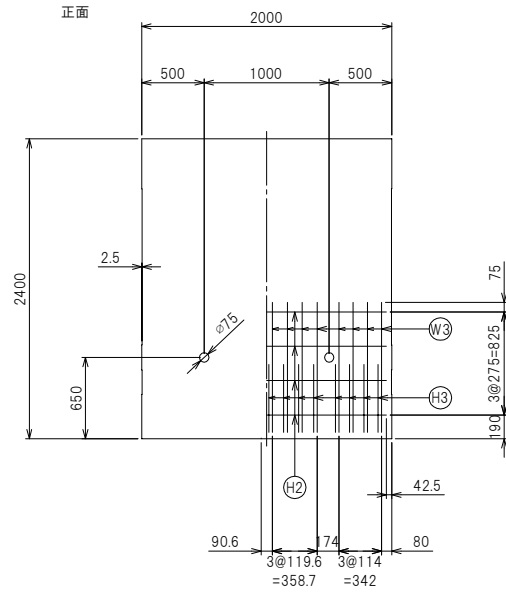
断面配筋図



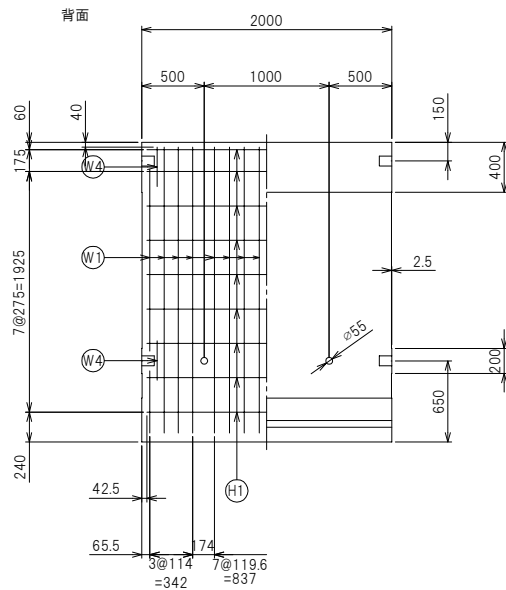
底板配筋図



たて壁配筋図

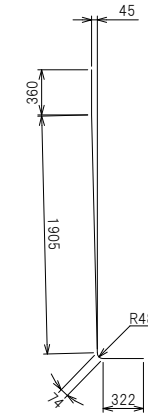


たて壁配筋図



鉄筋加工図

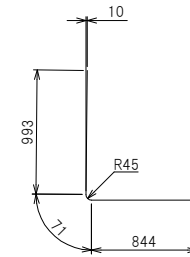
⊙W1 D16 L=2661 n=16



⊙W2 D16 L=1961 n=16




⊙W3 D10 L=1908 n=16




⊙W4 D16 L=315 n=6



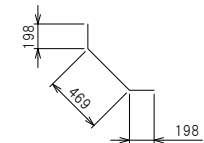
⊙H1 D10 L=1915 n=16



⊙H2 D6 L=1915 n=8



⊙H3 D10 L=865 n=16



製品名	FLウォール
サイズ	2400×2000
参考重量	2864 kg
栗本建材株式会社 クリモコンクリート	